




LEONARD



BLACK MAGIC



Black Magic has the look and feel of an elegant panther. The deck of the Leonard 72 is slender, while the curved side windows and the hard top make for a compact profile. At bow there is a generous sundeck, while at both sides there are two wide gangways leading to the cockpit, conceived in the original project with an additional aft sundeck, a settee to portboard and a comfortable cabinet to starboard.

The luxury beam cabin is unusually placed at bow. Guests have at their disposal two comfortable cabins amidships, all equipped with ample showers. The well-lit and comfortable rooms allow six people to stay onboard even for long cruises. In terms of performance, two generation MAN Turbodiesel engines, with 1550 HP each, work together with the surface Arneson transmissions to push the Leonard 72 to remarkable top and cruise speeds.



EXTERIORS

BLACK MAGIC





BLACK MAGIC *Leonard - 72*






BLACK MAGIC *Leonard - 72*



BLACK MAGIC *Leonard - 72*



BLACK MAGIC *Leonard - 72*



BLACK MAGIC *Leonard - 72*

INTERIORS

BLACK MAGIC






BLACK MAGIC *Leonard - 72*



BLACK MAGIC *Leonard - 72*



LEONARD



BLACK MAGIC *Leonard - 72*



BLACK MAGIC *Leonard - 72*



BLACK MAGIC *Leonard - 72*



BLACK MAGIC *Leonard - 72*



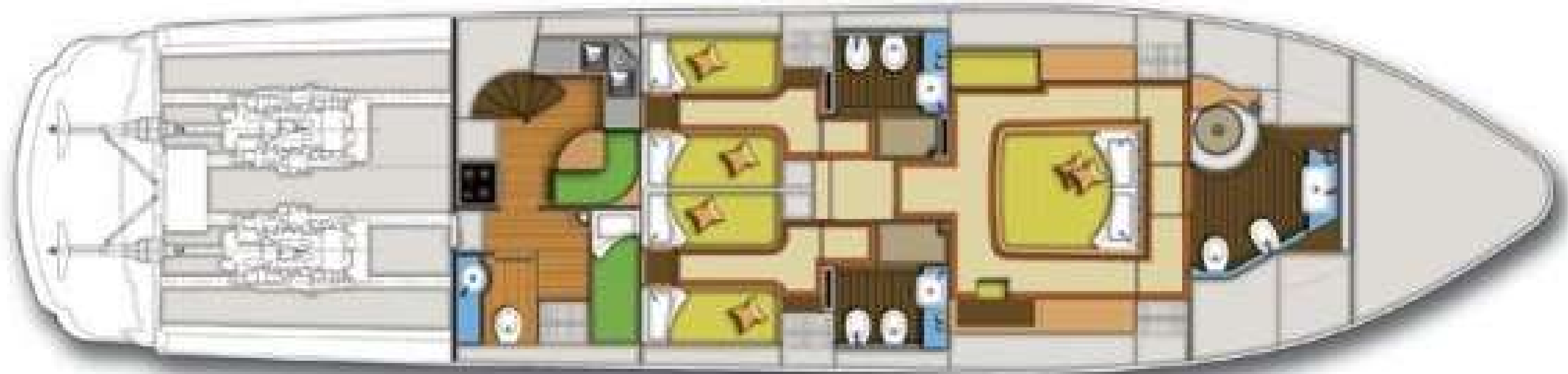
BLACK MAGIC *Leonard - 72*



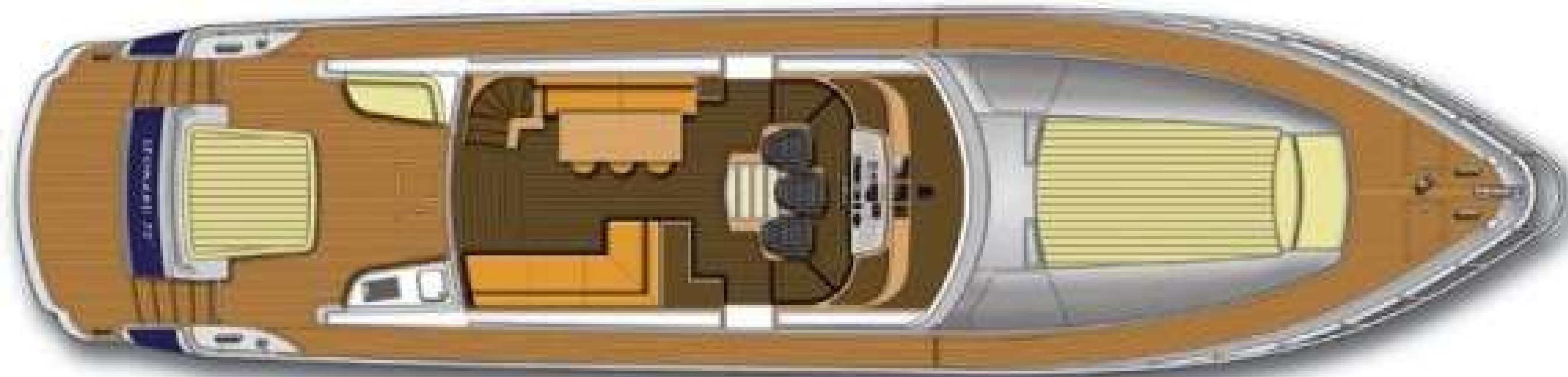
BLACK MAGIC *Leonard - 72*



BLACK MAGIC *Leonard - 72*



ZONA NOTTE



ZONA GIORNO

SPECIFICATIONS



CREW: **CAPTAIN + 2**



GUESTS CRUISING: **12**
GUESTS SLEEPING: **6**



NUMBER OF CABINS: **3**
1 Double & 2 Twins



TOYS: **2 Seabobs & Tender**

BUILDER: **LEONARD**

MODEL: **LEONARD - 72**

YEAR : **2007 (REFIT 2020)**

LOA: **24 M**

BEAM: **5.7 M**

DRAFT: **1.1 M**

ENGINE: **MAN 2 x 1550 HP**

CRUISING SPEED: **26 Knots**

MAXIMUM SPEED: **38 Knots**