

E-BROCHURE

Grace









GRACE

SPITFIRE
OF LONDON

WAJER 38.8



The 52.30m Amels motor yacht GRACE comes with a large interior volume of 649GT, providing lots of space for socialising and unwinding.

Guests could happily relax on the main deck aft for much of the day or head inside to the smart main salon for a cooling drink or relax on the huge L-shaped sofa.











GRACE can accommodate 12 guests across six cabins, including a full-beam main deck master suite, with an office and dressing room. A second main deck double cabin means this area is ideal for a family who wants a little bit of privacy.

The rest of the guest accommodation is on the lower deck and comprises two doubles to starboard and two twin cabins to port. The aft cabins interconnect, making this yacht suitable for two families who wish to travel together.

















On deck, there are lots of options for some fun in the sun. The obvious spot is the sun deck, with its Jacuzzi fanned with sunpads, its glamorous sit-up bar and inviting daybeds.

The fore deck offers an alternative sunbathing area, with two grey double sunpads, plus an observation settee. There is also more alfresco dining on the upper deck aft.





GRACE

GEORGE TOWN

132





GRACE

SPITFIRE
OF
LONDON

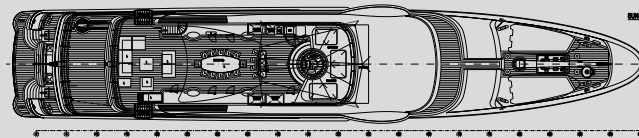




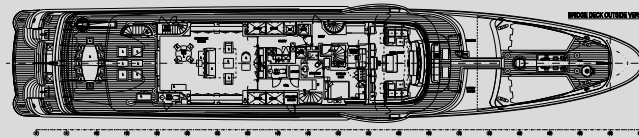
PROFILE PORTSIDE



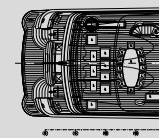
PROFILE STARBOARD



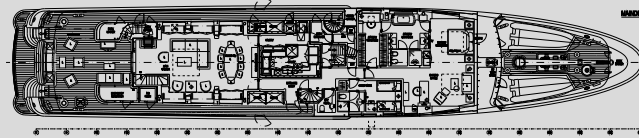
UPPER DECK



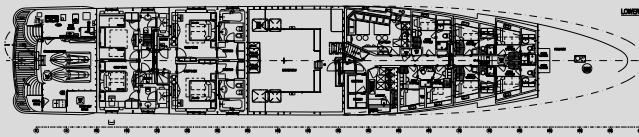
MIDDLE DECK (OUTSIDE VIEW ONLY)



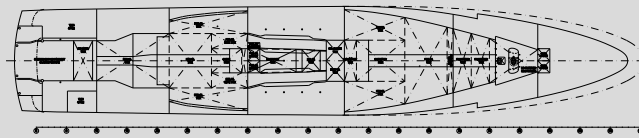
MIDDLE DECK (OUTSIDE VIEW ONLY)



MAIN DECK



LOWER DECK



AS BUILT

Principal Dimensions
 Length O.A. : 60.00 m
 Length R.L. : 48.00 m
 Beam (M.L.) : 8.00 m
 Depth (M.L.) : 4.00 m
 Draft (M.L.) : 2.00 m


NO.	DESCRIPTION	UNIT	QUANTITY	REMARKS
1	STEEL HULL	TONNES		
2	STEEL DECK	TONNES		
3	STEEL SUPERSTRUCTURE	TONNES		
4	STEEL MACHINERY	TONNES		
5	STEEL FITTINGS	TONNES		
6	STEEL PAINT	TONNES		
7	STEEL WELDING	TONNES		
8	STEEL CUTTING	TONNES		
9	STEEL DRILLING	TONNES		
10	STEEL BENDING	TONNES		
11	STEEL GRINDING	TONNES		
12	STEEL POLISHING	TONNES		
13	STEEL CLEANING	TONNES		
14	STEEL STORAGE	TONNES		
15	STEEL TRANSPORT	TONNES		
16	STEEL UNLOADING	TONNES		
17	STEEL LOADING	TONNES		
18	STEEL UNLOADING	TONNES		
19	STEEL UNLOADING	TONNES		
20	STEEL UNLOADING	TONNES		

AMELS

GENERAL ARRANGEMENT

AMELS 174

488 0001.10 1 II



SPECIFICATIONS

MAIN CHARACTERISTICS

Builder: Amels
LOA: 52.30m (171' 7»)
Build/Refit: 2009/2021
Accommodation: 12
Crew: 14
Cabin configuration: 4 Double, 2 Twin
Cruising speed: 13 knots
Stabilizers at anchor
Stabilizers underway

TENDERS

1 x 6.20m RibEye Rescue Tender
1 x 6.80m RibEye Guest Tender

WATER SPORTS

1 x Seadoo RXP 255
1 x E-Foil G3
2 x Seabobs
5 x SUPs
4 x Dive and snorkelling equipment (RDV Diving)
2 x Kayaks / transparent hull
1 x Tow – sofa / 2 x Donuts
2 x Nautibouy sea platforms
Wakeboard / waterskis / snorkel & fins / wetsuits
Water trampoline
M/Y GRACE is a RYA Centre

KEY FEATURES

Major refresh Spring 2021
Huge interior volume
Master cabin and a double cabin on the main deck
Large sundeck with Jacuzzi and BBQ
Large list of toys
Zero speed stabilizers
Proactive, fun, 5 Star crew

Advertising of the above vessel in either printed publications on the internet or in any other medium is not permitted without prior permission from the Owner via the Central Agent.

All particulars are given in good faith and are believed to be correct but cannot be guaranteed.