



MARTELLA ANN



Memories are made of this...

More extraordinary megayachts than ever before are available for select luxury charter thereby introducing more clients to the enjoyment of vast, lavish living areas and marvelous amenities. Such is the case with the magnificent MARTHA ANN. An experienced yacht owner chose world-renowned designers and one of the world's most experienced megayacht shipyards to build this exceptional vessel. MARTHA ANN is a massive yet elegant yacht with her stylish white superstructure and distinguished blue hull.

With a 230' LOA, a 42' beam, 6 decks and 13,000 plus square-foot of air-conditioned living space, a cruise on board MARTHA ANN is undoubtedly impressive.

Your guests enter via the grand foyer with its centerpiece circular elevator and lustrous signature custom panelling found throughout the yacht.

As the day begins, following a leisurely breakfast, the 26' custom limo tender comes alongside to transport several of the 12 guests to shore in ultimate comfort.

Watersport enthusiasts will be thrilled with the array of equipment aboard. The remarkable, air-conditioned garage located aft on the lower deck houses a custom 24' Nautica landing craft tender rigged for fishing. Other guests may prefer to paddle one of the kayaks or try out the towed toys all of which are housed in the garage.

MARTHA ANN's stunning classic interior offers many options for dining, relaxation and entertainment. The main salon contains intimate conversation areas and one of 7 wet bars to enjoy cocktails. The baby grand player piano is a great musical addition to the nearly unlimited music and movie collection accessible through the yacht's central Kaleidescape system with touch screen Crestron

controls throughout. Above, the Bridge Deck features a glass-enclosed panoramic dining salon aft with floor-to-ceiling window doors that can be opened for the evening breeze. A spectacular venue for romantic dining by flickering candlelight. Forward, the full-width Skylounge with a large wet bar, game table, oversized flat screen TV and comfortable seating areas provides the focus for the evening's entertainment.

The next day, after an active morning, guests lounge on the Bridge Deck Aft, the picture perfect setting for a casual alfresco lunch for 12. This full-width deck is a favorite guest area.


Take a refreshing dip one deck up in the large Swim Spa complete with swim up bar stools. Shade is provided by rotating overhead louvres. Forward, the commercially-equipped Gym features a wet bar and lounge with state-of-the-art movie theatre. Above, the Sun Deck offers yet another outdoor living space complete with large U-shaped bar with 12 stools and ample seating and lounging areas in either sun or shade.

As the evening draws to a close, the full-width Master Stateroom with king bed, study and lounge beckons as your well-deserved private haven. Located forward on the main deck, the master suite is a relaxing retreat with His and Hers Bathrooms with Jacuzzi tub and separate shower, walk-in wardrobe, and a huge flat screen TV. Luxury living at its best.

Equally well-appointed, 5 Guest Staterooms are found below (4 kings plus 1 staff cabin). Amenities include generous walk-in wardrobes, desks and en suite marble bathrooms, each suite with a different color scheme. The splendid Queen VIP Stateroom is located amidship on the Bridge Deck.

As the new dawn breaks, another adventure awaits your desire aboard MARTHA ANN.

CONTENTS

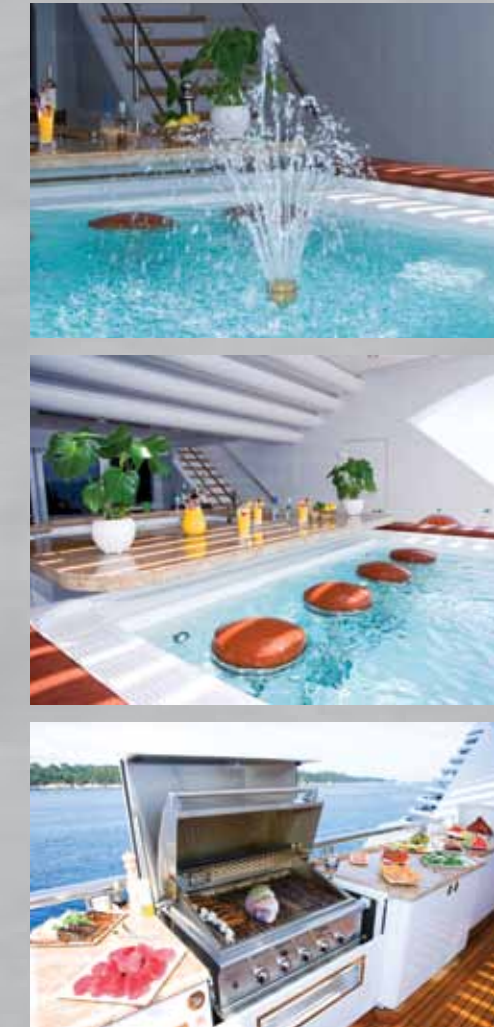


SUN DECK



Fabulous exterior living areas

SPORTS DECK



Fantastic Sports Deck with full Gym and Swim Spa



SKYLOUNGE DECK



Alfresco Dining and beautiful views

MAIN DECK







MAIN FOYER



A grand welcoming



MAIN SALON



Variety of intimate conversation areas



DINING SALON



Extraordinary dining experience



SKYLOUNGE



Entertainment options abound

SKYLOUNGE DINING





MASTER STATEROOM



Master of exceptional comfort and privacy



VIP STATEROOM



Guest Staterooms offer sumptuous luxury

GUEST STATEROOMS



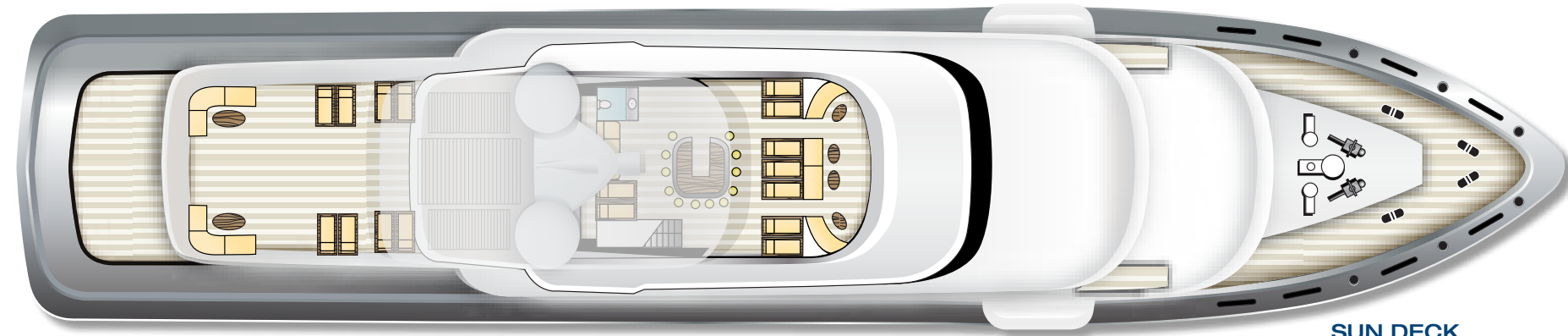
SPORTS DECK GYM



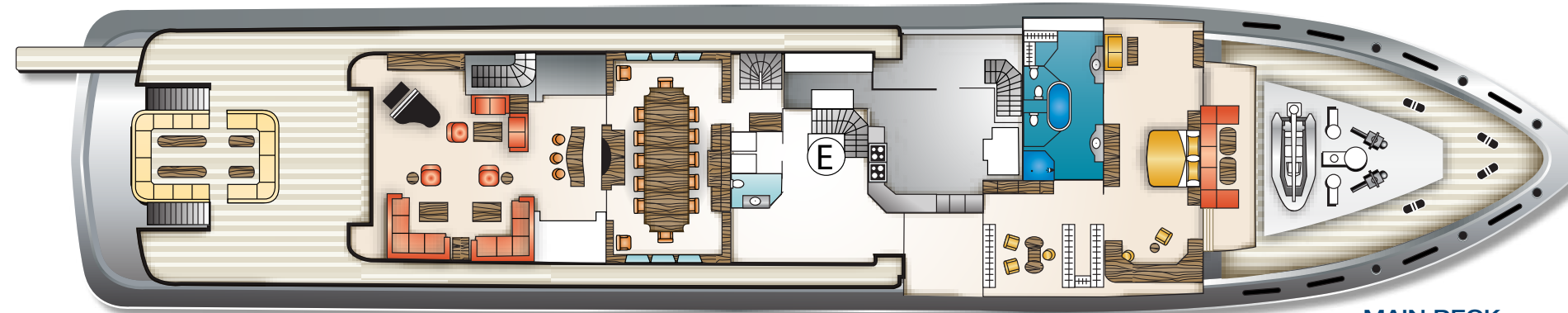
SPORTS DECK THEATRE



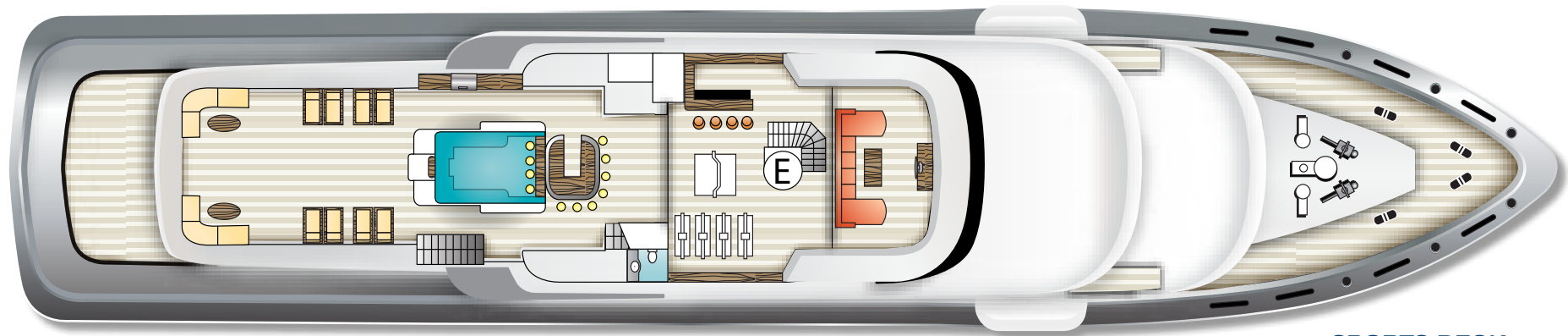
STATE-OF-THE-ART Theatre



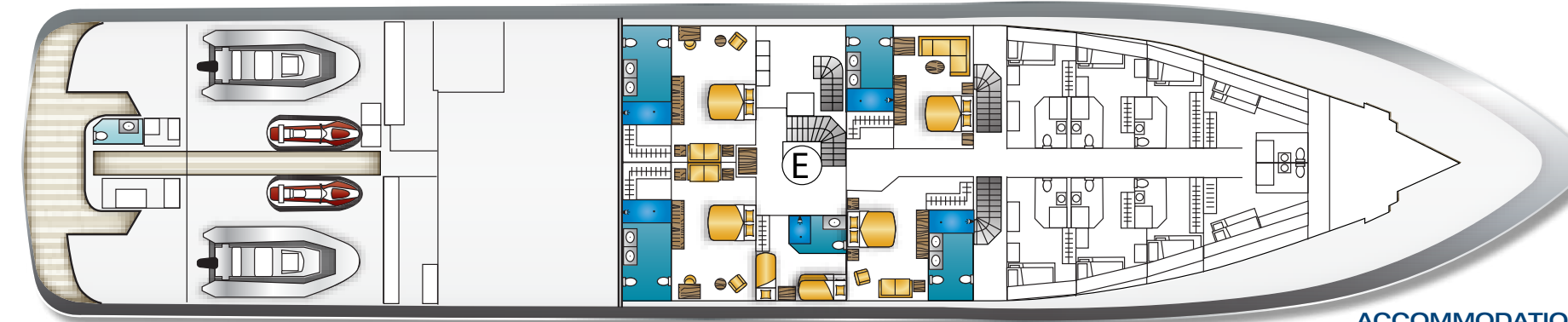
SUN DECK




MAIN DECK



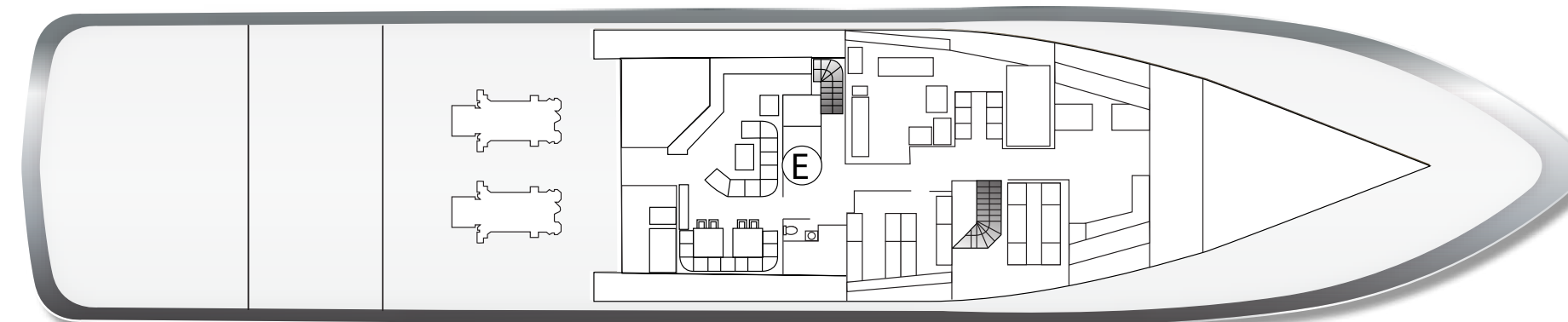
SPORTS DECK



ACCOMMODATION DECK



BRIDGE DECK



CREW DECK

SPECIFICATIONS ISM / ISPS Commercially registered

Length: 70.20m (230')
Beam: 12.80m (42')
Draft: 3.65m (12')
Year Built: 2008
Builder: Lürssen

Interior Designer: François Zuretti
Total Guests: 12 in 7 Staterooms
Bed Configuration: (5 King, 1 Queen, 3 Single, 2 Pullman)
Communications: WiFi / VSAT
At Anchor Stabilization

Engines: 2 x Caterpillar / 2,010 hp each
Generators: 4 x (3 + emergency) 6.6 gph each / 25 lph each
Range: 6,000 nm @ 12 knots
Cruising Speed/Consumption: 12 knots @ 95 gph
Max Speed: 15.5 knots

AMENITIES include:

26' Royal Denship Limousine Tender
 24' Nautica Custom Landing Craft
 2x Waverunners
 Kayaks
 Fishing Equipment

Water Skis
 Snorkeling Gear
 Kaleidescape / Crestron throughout
 Sports Deck / Full Gym / Bar / Lounge
 Jacuzzi / Swim Spa

LEGEND

- E** Elevator
- Beds
- Powder rooms
- Guest Bathrooms

BRIDGE HOUSE



